

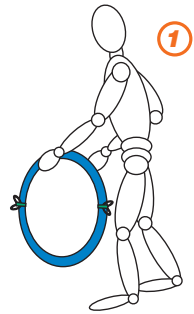


Assembly and Storage of your Pop-Up


Tunnel

IMPORTANT: The assembly and storage of your Pop-Up Tunnel should always be carried out by a responsible adult.
IMPORTANT: Children should be supervised at all times!
AGE: 3+

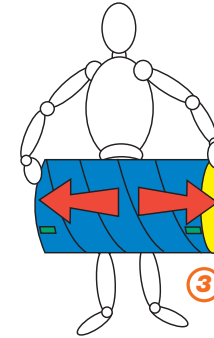
Assembly...



1 Untie one of the ribbons holding one side of the tunnel together – once untied one side of the tunnel will 'pop' outwards.

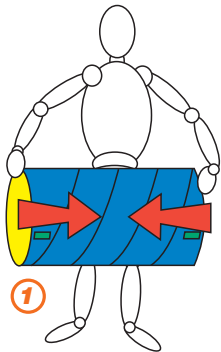


2 Untie the remaining ties and the rest of the tunnel will 'pop' outwards. Stretch out the play-tunnel to its full length.

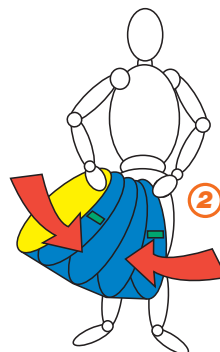


3 Your play-tunnel is now ready for use.

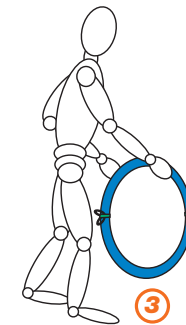
Storage...



1 Grasping the top of one end of the tunnel, pull the steel rings forming the tunnel towards you until they are all together.



2 Simply fasten the ribbons around the tunnel and tie in a tight bow.



3 Rotate the tunnel and pull in the rings forming the tunnel from the other side. Retain the tunnel in the closed position by fastening the remaining ribbons in a tight bow... it's as simple as that!

Handy Hints & Warnings

Here are a few suggestions to ensure that you get the maximum enjoyment and life from your Tunnel:

Practice

Before using your Tunnel, we suggest you perfect the folding technique. It will take 3-5 attempts before you get it right but after a while you will be able to assemble and fold the product away in a few seconds.

Surfaces

To ensure that you get the maximum use and enjoyment from the product – do not set it up on concrete or other jagged and hard surfaces as they may tear the material around the frame. It is advisable to set it up only on soft surfaces like carpet or grass.

WARNING! This product has an internal spring frame that will 'pop' open with some force. NEVER let small children unfold or fold this product.

WARNING! Keep all flame and heat sources away from this tunnel fabric. This tunnel is made from flame retardant fabric. It is not fireproof. The fabric will burn if left in continuous contact with any flame source.

WARNING! DO NOT use headwear whilst using the tunnel.

Do not continue to use this product if any part of the steel frame becomes either bent or broken.

Clean only with a damp cloth – other cleaning substances might render the flame-retardant coating ineffective.

Do not open your Tunnel in a confined space as it is designed to open to its full size in seconds. Always make sure that there is ample space in the area you have chosen to set it up and you must hold it away from your body when unfolding.

NEVER shelter in this product during a thunderstorm – it is not waterproof and could be dangerous during lightning.

Do not give this toy to children under the recommended age. The toy should be used under adult guidance.

Keep all packaging for future reference.